



Fan Drive Upgrade for Freightliner M2 Trucks with Cummins ISB Engines

Upgrade to a DM Advantage[®] On/Off or Two-Speed Reman Fan Drive

Better Performance and Longer Fan Drive Life

Improve uptime and reliability by upgrading to either a Horton DM Advantage On/Off reman 79A9649 or DM Advantage 2 speed reman 79A8189 for the Freightliner M2-106 with Cummins ISB engine. These products are economical drop-in replacements for the current HT650 fan drive/Cummins drive hub that comes standard in this application from the factory. If the existing fan is in good shape, it can be reused with the DM Advantage reman upgrade rather than having to replace it. Horton will accept the HT650 fan drive/Cummins drive hub back for full core credit as well (reference Horton Core Exchange Guidelines literature # 22927).



Benefits

- Longer fan drive life
- Increased reliability
- Premium, double-row angular contact (DRAC) sheave bearing
- Improved air cartridge seal
- Long-wearing friction liner for added reliability and reduced maintenance
- Easy to install and maintain

Additional Two-Speed Benefits

- Extended belt and tensioner life
- Quieter operation
- Significantly reduces fan engagements and over-cycling
- Improved air-conditioning performance



Horton
993379



Horton
79A9649




Horton
79A8189




Fan Drive Upgrade for Freightliner M2 Trucks with Cummins ISB Engines

DM Advantage®


Upgrade to a DM Advantage On/Off or Two-Speed, Rear-Air Reman Fan Drive



DM Advantage On/Off Reman
79A9649



HT650 and Cummins Drive



DM Advantage Two-Speed Reman
79A8189

Simple Conversion

1. Remove the air line and plug the hole in the shroud
2. Remove the fan, clutch and drive hub from the truck
3. Place the original Horton fan inside the shroud while you install the fan drive or replace it with a new Horton 995711503
 - a. Be sure the blades are facing the same direction as previous orientation
4. Using the existing hardware, mount the Horton Reman Fan Drive 79A9649 or 79A8189
5. Reinstall the fan on the fan drive
6. Reinstall the air line
7. Change the air solenoid from a normally open to a normally closed configuration. The suggested Horton part number is 993379
8. Return your HT650 and drive hub for core credit

Premium Bearing vs. Deep-Groove Hub Bearing

DM Advantage Bearing

- A double-row contact bearing (1 needed)
- 14 rolling elements per row
- Highest load capacity
- High contact angle – withstands more thrust load
- Dual-lip Viton® seals
- Highly heat-resistant grease
- Size: 45 mm ID x 85 mm OD x 39 mm length



Competitive Rear (Current Hub Bearing)

- Deep-groove bearings
- 9 rolling elements per row
- Low load capacity
- Not preloaded
- Size: 45 mm ID x 85 mm OD x 19 mm length

