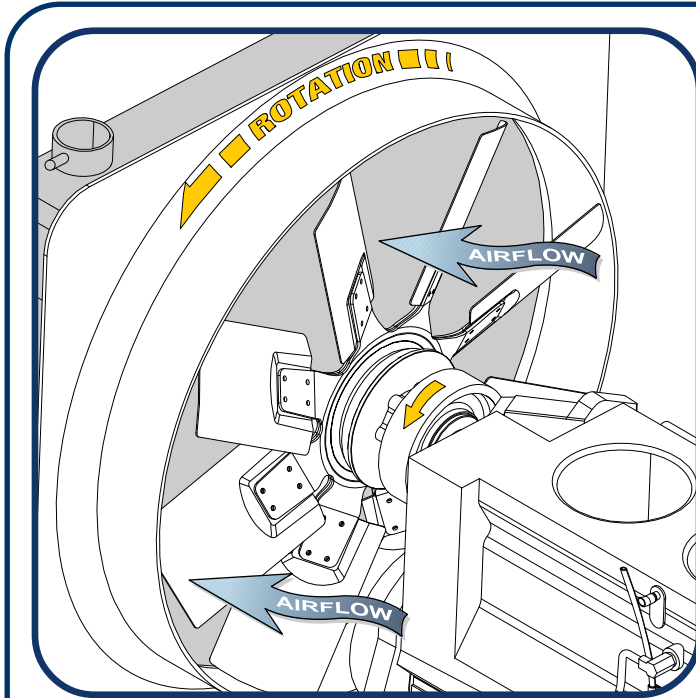


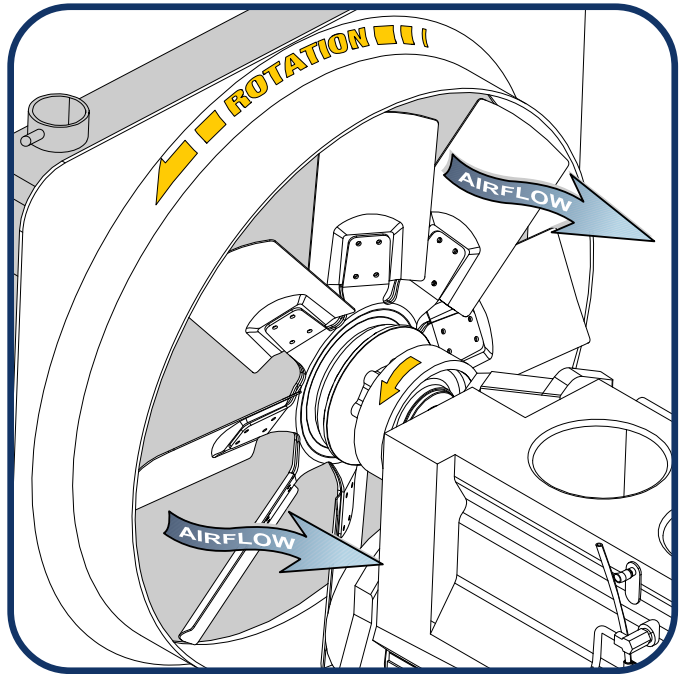


FAN ROTATION CONVENTION



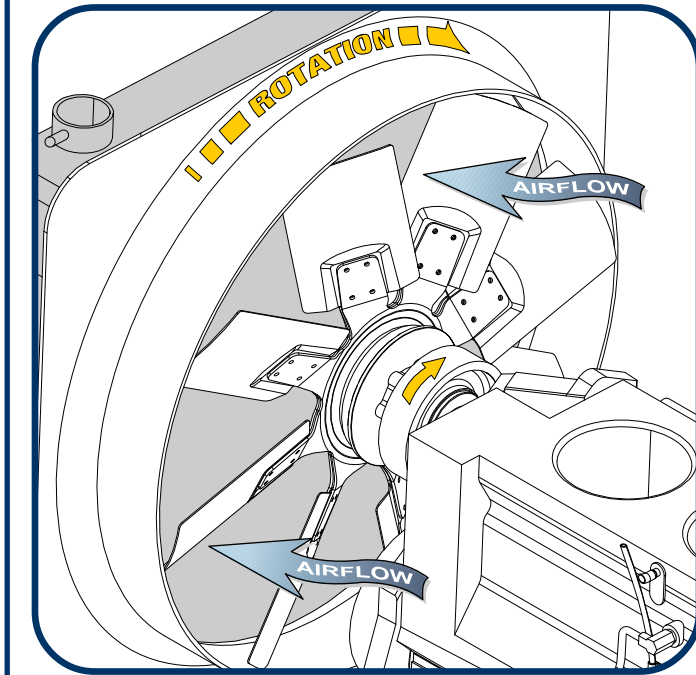
CCW FAN IN BLOWER/PUSHER MODE

**** MOST COMMON MODE ****
(INLET SIDE OF FAN SHOWN)



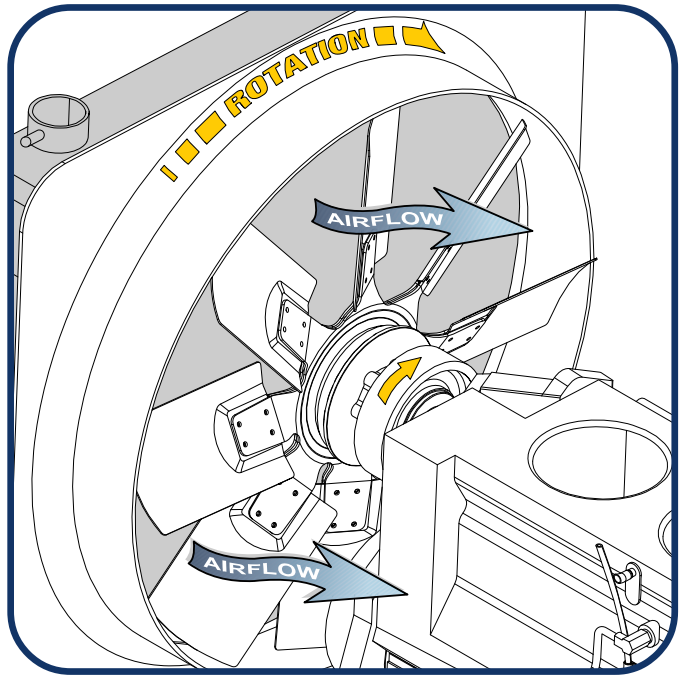
CW FAN IN SUCTION/PULLER MODE

**** MOST COMMON MODE ****
(DISCHARGE SIDE OF FAN SHOWN)



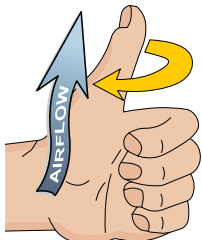
CW FAN IN BLOWER/PUSHER MODE

(INLET SIDE OF FAN SHOWN)



CCW FAN IN SUCTION/PULLER MODE

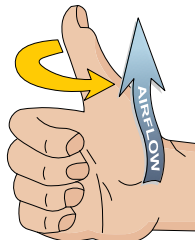
(DISCHARGE SIDE OF FAN SHOWN)



CCW

FAN ROTATION

AIRFLOW ALONG THUMB AWAY FROM HAND AND FINGERS AS THE DIRECTION OF ROTATION TOWARD THE FINGER TIPS



CW

Horton, Inc.
2565 Walnut Street
Roseville, MN 55113 USA
Tel.: +1 (651) 361-6400
Toll-free: +1 (800) 621-1320
Fax: +1 (651) 361-6801
e-mail: info@hortonww.com
Web site: www.hortonww.com